



Oklahoma Drug Threat Assessment 2022



Donnie Anderson, Director

Oklahoma Bureau of Narcotics and Dangerous Drugs Control

State of Oklahoma

J. Kevin Stitt

Oklahoma Bureau of Narcotics and Dangerous Drugs Control

Donnie Anderson, Director



Deputy Director

Brian Surber

Chief Agents

Bobby Higdon

Beau Ratke

Rosa Reyes

Craig Williams

Public Information Officer

Mark Woodward

Message from Director Anderson

Since 1975, the Oklahoma Bureau of Narcotics has served the citizens of Oklahoma in the quest for a drug free state. Over the years, our agency has worked diligently to investigate and eliminate the drug threats in Oklahoma. From the development of the marijuana eradication program in the late 1970's to the implementation of the modern prescription drug program in recent years, our agency consistently leads the nation in implementing innovative strategies to address the drug threats in our communities.

Our agency is committed to working with lawmakers, law enforcement, public health officials, and the citizens of Oklahoma to develop strategies to fight drug issues in our state. The drug threats in our state are always evolving. While methamphetamine remains the greatest drug threat in Oklahoma, we have also seen an increase in counterfeit prescription pills. We know that those who profit from the illicit drug market adapt their operations to avoid detection. OBN, along with our law enforcement partners, will continue to aggressively investigate drug trafficking organizations operating in our state.

We created this threat assessment to provide information about the drug trends and emerging drug threats in Oklahoma. We would like to thank the 163 law enforcement agencies that completed the annual threat survey. We would also like to thank the Oklahoma Sheriffs' Association and the Oklahoma Association of Chiefs of Police for helping us collect responses by sending out the threat survey to their members. OBN will continue to work with lawmakers, law enforcement, public health providers, and citizens to address the drug threats in Oklahoma. We are here to serve you, the citizens. If you would like more information about our agency or our programs, please visit www.ok.gov/obn or call (800) 522-8031.

Sincerely,

Donnie Anderson, Director
Oklahoma Bureau of Narcotics

Table of Contents

Content	Page
Executive Summary	1
Scope and Methodology	3
Introduction	4
Section 1: Current Assessment, by Drug	
Methamphetamine	7
Marijuana	9
Prescription Opioids	12
Illicit Opioids: Fentanyl	13
Illicit Opioids: Heroin	15
Cocaine	16
Outlook	17
Section 2: OBN Programs	
Oklahoma Prescription Monitoring Program	18
Prescription Take Back Program	19
Interdiction Unit	19
Methamphetamine Waste Container Program	20
Drug Threat Assessment Project	20
Overdose Detection Mapping Application Program	20
Section 3: District Profiles	
District Profiles	21
References	49
Appendix	
Overdose Deaths, by County	50
Prescription Opioid Overdose Deaths, by County	53
Opioid Drug List	56

Tables

Tables	Page
Table 1. Oklahoma Demographics	4
Table 2. Overview of Key Drug Indicators	6
Table 3. Top Five Prescription Opioids, by Year	19

Executive Summary

The 2022 Oklahoma Drug Threat Assessment provides an overview of current drug trends and emerging drug threats in the state. The goal of this assessment is to provide public safety and health officials with data and information to assist them in making informed decisions about current drug threats. To reach a wider audience of educators, community groups, parents, and the public, we have separated this report into three sections. The first section includes data and information about current drug trends and emerging drug threats in Oklahoma. The second section includes an overview of the agency's programs and initiatives. The third and final section includes county-level data and information for each judicial district.

Below are the key findings for 2022:

- Methamphetamine remains the greatest drug threat in Oklahoma. Law enforcement respondents rated the seriousness of the methamphetamine threat as “extremely high” (57.7%). Seemingly easy to obtain, the availability of methamphetamine was rated as “high” (82.8%) by respondents. The use, trafficking, and distribution of methamphetamine continue to increase in Oklahoma. Methamphetamine overdoses also continue to increase in Oklahoma. State officials reported 603 methamphetamine-related overdoses.
- Nonmedical Marijuana and the diversion of medical marijuana continue to increase in Oklahoma and remains the most widely available and commonly used drug in Oklahoma. Law enforcement respondents rated the seriousness of the marijuana threat in their jurisdiction as “extremely high” (48.1%). As medical marijuana use continues to increase in the state, respondents rate the availability of marijuana in their jurisdiction as extremely high (89.6%). Oklahoma continues to see an increase in the number of dispensaries (2,209 in 2021) and marijuana grow farms (8,208 in 2021), as well as an increase in marijuana seizures from black market sales.
- Diverted prescription opioids remain a threat in Oklahoma. Law enforcement respondents rated the seriousness of the prescription opioid threat in their jurisdictions as “high” (36.5%). Law enforcement respondents rated the availability of prescriptions in their jurisdiction as “high” (55.7%). In 2021, over 3.1 million opioid prescriptions

were dispensed in Oklahoma, which equates to a dispensation rate of 79.35 opioid prescriptions per 100 people. The number of opioid prescriptions dispensed by pharmacies decreased by 2.23% in 2021. The top five controlled prescriptions dispensed in Oklahoma in 2021 included three opioids: hydrocodone, tramadol, and oxycodone. Hydrocodone prescriptions decreased by 1.6% from 2012 to 2021. The number of prescriptions for tramadol also decreased in 2021 by 5.02%.

- Heroin continues to pose a serious threat to Oklahoma. Over 32.9% of law enforcement respondents rated the seriousness of the heroin threat in their jurisdiction as “moderate,” and 43% of law enforcement respondents rated the availability of heroin in their jurisdiction as “moderate.” Many respondents indicated heroin was a rising threat in their community, more so than in recent years.
- Cocaine remains a low drug threat in Oklahoma. The majority (46.7%) of law enforcement respondents rated the seriousness of the cocaine threat in their jurisdiction as a “slight threat.” Less than half (39.1%) of respondents rated the availability of cocaine (both powder and crack) in their jurisdiction as “low.”
- Synthetic opioids and fentanyl-laced counterfeit prescription pills have become more common in Oklahoma and continue to be a threat to the state. Oklahoma has seen a steady increase in fentanyl cases submitted to OSBI. Additionally, fentanyl overdose deaths and fentanyl seizures have increased substantially.

Scope and Methodology

The 2022 Oklahoma Drug Threat Assessment is a comprehensive assessment of the threat posed to the state by the trafficking and abuse of illicit drugs, the diversion and abuse of licit drugs, and the laundering of proceeds generated through illicit drug sales. It also addresses the role domestic groups, including organized violent gangs, serve in domestic drug trafficking. The most widely trafficked drugs are discussed in terms of their availability, consumption, overdose-related deaths, production and cultivation, transportation, and distribution.

This report includes the strategic assessment of drug trends in the state of Oklahoma during 2021. This assessment is prepared through a detailed analysis of the most recent law enforcement, intelligence, and public health data available. For a complete analysis, OBN collects data from the most recent law enforcement, public safety, and public health-related data sets. To evaluate the threat of illicit drugs, analysts considered quantitative and qualitative information. Qualitative information on seizures, investigations, arrests, laboratory analyses, and prices was considered. Qualitative information pertaining to the presence and level of domestic and foreign criminal activity, general trends in production or cultivation levels, involvement of organized criminal groups, and other related safety hazards, environmental effects, and associated criminal activity were also considered. The evaluation of the domestic use of illicit drugs was based on accepted data captured in state substance abuse indicators.

This assessment also includes the emerging drug threats and information included in the National Threat Assessment (NDTA) and the Texoma High Intensity Drug Trafficking Area (HIDTA) programs. Public safety indicators include drug arrests, drug-related fatality crashes, methamphetamine labs, interdiction activities, and drug lab submittals. Public health indicators include fatal drug-related overdoses, drug-related treatment admissions, and dispensed prescription opioids. Survey responses collected from law enforcement are also included in this report.

Introduction

Oklahoma is in the south-central region of the United States. The state is divided into 77 counties and 598 cities – the largest cities in Oklahoma are Tulsa and Oklahoma City. Oklahoma’s border states include Arkansas, Colorado, Kansas, Missouri, New Mexico, and Texas. An estimated 3.9 million people live in Oklahoma, representing a 6.3% increase compared to 2010. The U.S. Census Bureau estimates the median household income in Oklahoma is \$53,840 – this is approximately \$13,000 less than the national average (\$67,521). Approximately 14% of Oklahomans live in poverty according to the US Census Bureau (see table 2).

Table 1. Oklahoma Demographics

Fact	Figure
Population	3,986,639
Land area (square miles)	68,595
Persons (per square mile)	54.7
Counties	77
Median household income	\$53,840
Persons in poverty (%)	14.3%
Unemployment rate (%)	3.7%
Adult drug-related arrests*	12,415
Juvenile drug-related arrests*	762

Source: US Census Bureau; UCR Report, OSBI; Bureau of Labor Statistics

*Includes drug possession and sales/manufacturing

Several factors contribute to the drug threat in Oklahoma. The extensive interstate highway system creates a unique challenge for law enforcement. There are 935 miles of interstate highways in Oklahoma. Interstate 35 extends north and south through the middle of the state. Nationally, Interstate 35 extends from Laredo, Texas to Duluth, Minnesota. Interstate 40, which extends east-west across Oklahoma, spans the nation from Barstow, California to Wilmington, North Carolina. State highways also make Oklahoma an ideal state to transport drugs. Since the early 1990s, some of the most powerful drug trafficking organizations (DTOs) operating in Mexico have established

distribution channels in Oklahoma. Law enforcement intelligence indicates that Mexico-based DTOs transport and distribute large quantities of drugs throughout the state.

In addition to the extensive highway system, the high rate of substance abuse in Oklahoma contributes to the drug threat. Although many efforts have been made, Oklahoma officials still do not have sufficient resources to effectively address substance abuse. Often, the demand for drug treatment exceeds the capacity of the treatment system. Overall, the number of reported treatment admissions decreased by 4.8% from 2020 to 2021. Over one-half of reported treatment admissions in 2021 were due to methamphetamine (ODMHSAS, 2022).

Not only have we seen a decrease in the number of treatment admissions, but the number of reported drug overdoses decreased in the state. In 2021, officials reported 1,005 fatal overdoses; methamphetamine was the most common drug present at the time of death (OBN, 2022). Despite the decreasing number of deaths involving prescription drugs in 2020, 2021 saw an increase in the number of prescription drug overdose deaths. The number of prescription deaths has increased by 46%. In 2021, Oklahoma's overdose rate was approximately 12 per 100,000 people (OBN, 2022).

Table 2. Overview of Key Drug Indicators

	2018	2019	2020	2021	% Change 2020-2021
Reported Arrests¹					
Drug-related	18,981	16,362	12,396	13,177	6.3%
Total arrests	108,858	107,518	92,109	83,698	-9.13%
% of total arrests related to drugs	17.4%	15.2%	13.5%	15.74%	N/A
Reported Fatality Crashes²					
Drug-related	190	216	255	257	0.78%
Total fatality crashes	603	584	602	681	13.1%
% of fatal crashes related to drugs	31.5%	37.0%	42.4%	37.7%	N/A
Lab Submittal Cases³					
Cocaine	473	365	332	296	-10.8%
Heroin	435	594	866	675	-22.06%
Marijuana	5,064	3,384	2,831	2,313	-18.3%
Methamphetamine	7,703	7,175	7,075	5,442	-65.4%
Treatment Admissions⁴					
Cocaine	329	289	257	295	14.8%
Heroin	1,076	1,259	1,520	1,494	-1.7%
Marijuana	3,006	2,610	1,946	1,683	-13.5%
Methamphetamine	5,816	5,623	5,841	5,390	-7.7%
Fatal Overdoses⁵					
Prescription overdoses	--	412	324	473	46%
Total overdoses	--	883	1,009	1,005	-0.4%
% Overdoses related to prescription drugs	--	46.7%	32.1%	47.1%	--

¹Crime in Oklahoma, Oklahoma State Bureau of Investigation

²Crash Facts, Oklahoma Highway Safety Office – Includes those crashes where at least one driver tested positive for drugs or where law enforcement suspected a driver was under the influence. Note: total number of fatality crashes, not number of individuals killed.

³Yearly lab submittals to OSBI Forensic Laboratory, Oklahoma State Bureau of Investigation.

⁴ODMHSAS Online Query System -- includes counts of admissions at alcohol and drug certified providers with a service focus of alcohol or drug. Count is number of admissions, not number of unique persons. Primary drug of choice as reported. Published by fiscal year.

⁵Office of the Chief Medical Examiner – analysis conducted by S. Fletcher, OBN. 2018 overdose data are unavailable.

Current Assessment

The purpose of this section is to provide an assessment of current drug trends and emerging drug threats in Oklahoma, specifically methamphetamine, non-medical marijuana, prescription opioids, illicit opioids, and cocaine. Methamphetamine remains the greatest illicit drug threat in Oklahoma, while non-medical marijuana remains the most widely available and commonly used drug in the state. The diversion and abuse of prescription opioids continue in Oklahoma as they remain readily available throughout the state. Fentanyl-laced counterfeit pills are of special concern to public safety and health officials. Heroin remains a drug threat in the state. Compared to other drugs, cocaine remains a low threat in Oklahoma.

Methamphetamine

Methamphetamine is the greatest illicit drug threat in Oklahoma. The majority (86.8%) of law enforcement respondents rated the seriousness of the methamphetamine threat in their jurisdiction as either “high” or “extremely high.” Most (82.8%) of law enforcement respondents also rated the availability of methamphetamine in their jurisdiction as “high,” which means the drug is easy to obtain at any time. The use, trafficking, and distribution of methamphetamine continues to increase in Oklahoma.

Long-term use of methamphetamine may cause users to suffer from anxiety, confusion, insomnia, and mood disturbances. Individuals may also exhibit symptoms of psychosis while under the influence of methamphetamine.

Quick Facts: Methamphetamine	
Type	Stimulant
Appearance	Crystal-like powder, may come in large rock form – usually white or slightly yellow
Method of use	Smoked, ingested, snorted, injected
Common street names	Chalk, crank, croak, crypto, crystal, fire, glass, meth, tweek, or white cross
Primary source(s)	Mexico, surrounding states
Short-term effects	Insomnia, changes in appetite, irritability/agitation, anxiety, nervousness, convulsions, and heart attack
Long-term effects	Prolonged use of methamphetamine may cause paranoia, hallucinations, repetitive behavior, constant feeling of bugs crawling under skin

Source: <http://www.drugfree.org/drug-guide/methamphetamine>

The domestic production of methamphetamine continues to decline due to stricter laws, enforcement efforts, and the production of methamphetamine by Mexico-based DTOs. Most of the methamphetamine available in Oklahoma today is produced in Mexico and then smuggled across the southwest border by DTOs. In the 2021 National HIDTA Report to Congress, the Texoma HIDTA wrote:

“Law enforcement and intelligence data clearly indicates methamphetamine continues to pose the most significant drug threat to the region, as North Texas, the Texas Panhandle and Oklahoma are flooded with cheap, high-purity methamphetamine. Currently, almost all of this methamphetamine is produced in Mexico and transported to the region by Mexican DTOs.” (HIDTA, 2022; 171).

The Texoma HIDTA concluded:

“Both the Dallas-Fort Worth and Oklahoma City metropolitan areas continue to serve as key command and control distribution points for drug loads sent to the region by MDTOs. These DTOs continue to dominate the wholesale trafficking of most major drug types encountered in the region, sending large shipments of methamphetamine, heroin, cocaine, and marijuana to the Texoma HIDTA AOR, either for local distribution or as a transshipment point for loads destined to the Midwest and Eastern United States. DTOs and MLOs continue to funnel large sums of drug proceeds through the area, remitting the money to Mexico in bulk cash form as well as through large numbers of wire transfers and other money laundering techniques.” (p. 171).

“In addition to Mexican DTOs, many local organizations, including several street and prison-based gangs, are involved in the distribution of drugs at the retail level. Currently, there are several street gangs operating in the Texoma HIDTA region, to include subsets of traditional gangs with a professed allegiance to national or regional gangs (e.g., Bloods, Crips, Sureños). Similarly, there are prison-based gangs involved in coordinating the street-level distribution of methamphetamine, as well as several hybrid gangs, which function in a looser sense and are more apt to create alliances with traditional rivals, in order to make money. All of these groups are to blame for rising levels of violent criminal activity in major metropolitan areas in the region, including drug-related shootings and homicides, aggravated assaults, thefts, armed robberies, burglaries and fraud. In many areas of the Texoma HIDTA region, gangs have

elevated their distribution activities to mid-level distribution of multiple pounds of controlled substances, particularly methamphetamine.” (p. 171-172).

The importation and transportation of drugs from the southwest border into Oklahoma have increased from 2020 to 2021. In 2021, OBN interdiction seized over 768 pounds of methamphetamine (OBN, 2022). In contrast to the highway interdiction reports, the number of methamphetamine cases submitted by law enforcement in Oklahoma to the OSBI decreased in 2021. Oklahoma law enforcement submitted 5,442 seizures of methamphetamine to the OSBI, representing a 65.4% decrease compared to 2021 (OSBI, 2022). Law enforcement officials suspect this decrease is due, in part, to recent changes to Oklahoma’s drug laws. Drug possession is considered a misdemeanor in Oklahoma.

The National Drug Threat Assessment (NDTA) summarizes if the potency and purity of methamphetamine remain high with relatively low prices, drug poisoning deaths involving methamphetamine will continue to rise. This data is supported by public health data in Oklahoma. In 2021, methamphetamine-related treatment admissions decreased. The number of admissions where the patient reported methamphetamine as their primary drug of choice increased by 7.97% in FY 2021 (ODMHSAS,2022). Methamphetamine-related deaths decreased in 2021. The number of methamphetamine-related deaths decreased by 3.97% from 629 deaths reported in 2020 to 604 deaths reported in 2021 (OBN, 2022). However, every other year we continued to see a substantial increase in fatal overdoses contribute to methamphetamine and this trend is expected to continue.

Marijuana

The use of nonmedical marijuana and the diversion of medical marijuana continues to increase in Oklahoma. The majority (72.7%) of law enforcement respondents rated the seriousness of the marijuana threat in their jurisdiction as “high” or “extremely high.” The majority (89.6%) of respondents also rated the availability of marijuana in their jurisdiction as “high.” Marijuana continues to remain the most widely available and commonly used drug in Oklahoma.

While marijuana remains illegal under federal law, many states (including Oklahoma) have passed legislation, referendums, or initiatives legalizing the cultivation, possession, and use of marijuana for medicinal and/or recreational purposes. In June 2018, Oklahomans approved State Question 788, the Medical Marijuana Legalization Initiative, which legalized the medical use of

marijuana by patients who have state-issued medical marijuana cards. Oklahoma is unique in that patients can receive a medical marijuana card for any medical condition. Oklahoma is also a “home grow” state, which means that patients and caregivers can grow marijuana for personal use. Oklahoma is home to 8,208 active marijuana grows, which has significantly increased from 6,446 active grows in 2020 (OBN, 2022).

SQ788 did not address many of the regulatory and logistical issues of the state’s program. In response, Oklahoma lawmakers passed the Oklahoma Medical Marijuana and Patient Protection Act, or “Unity Bill,” in 2019. This Act created the Oklahoma Medical Marijuana Authority (OMMA), which is responsible for regulating the medical marijuana program in Oklahoma. Lawmakers also established requirements for the testing, labeling, and tracking of products.

The use of marijuana for non-medicinal

purposes is still illegal in Oklahoma. The illicit marijuana market in Oklahoma is supplied by domestic-produced marijuana, diverted domestic state-approved marijuana, and foreign-produced marijuana trafficked into the U.S. (NDCP, 2022). Currently, Mexico remains the most significant foreign source of marijuana in the United States; however, in U.S. markets, marijuana has largely been supplanted by domestic-produced marijuana (NDPC, 2022). DEA determined that both state-licensed and illicit domestic marijuana production continue to increase. Expanding the domestic production of marijuana has led to saturated markets and a decline in prices for illicit marijuana.

Public safety and health officials in Oklahoma are concerned about the use of nonmedical marijuana and the diversion of medical marijuana, especially among youth. Several law enforcement agencies in Oklahoma have reported an increase in use from kids, citing the ease with

Quick Facts: Marijuana	
Type	Cannabis
Appearance	Multiple forms: 1) green leafy substance; 2) wax; 3) edible products
Method of use	Smoked and ingested
Common street names	Mary Jane, Aunt Mary, Boom Chronic, Dope, Grass, Hash, Herb, Pot, Reefer, Skunk, Weed
Primary source(s)	Mexico, surrounding states
Short-term effects	Learning and memory problems, distorted thinking, problem solving difficulty, loss of motor coordination, hallucinations, anxiety
Long-term effects	Prolonged use of marijuana may cause depression, paranoia, respiratory problems, impaired learning and memory functions.

Source: <http://www.drugfree.org/drug/marijuana>

which young adults can gain access to the drug. In 2019, a trend regarding the use of electronic cigarettes to ingest or “vape” marijuana emerged and largely contributed to the widespread access to the consumption of marijuana products.

The most prominent trend public safety and health officials are concerned about, however, are edible marijuana products. Edibles contain high levels of THC and are often packaged as popular candy products or pastries. In some instances, users do not experience the effects of edible marijuana for 30 minutes to an hour because the drug must first pass through the digestive system. This delayed effect may cause users to consume more product, which then may lead to serious adverse side effects like intense anxiety, fear, panic, hallucinations, vomiting, and even psychosis. Another concern is the potency levels of THC in marijuana concentrate products. Oklahoma has not placed limits on the level of THC potency on the marijuana products sold within the state.

The legalization of marijuana has, in part, contributed to a decrease in the number of drug-related seizures and arrests made regarding medical marijuana use. In 2021, law enforcement in Oklahoma submitted 2,313 seizures of marijuana to the OSBI, representing an 18.3% decrease compared to 2020 (OSBI, 2022). However, law enforcement reported an increase in marijuana-related arrests in 2021. The number of reported arrests for possession of marijuana increased by 10.2%, while the number of reported arrests for the sale/manufacturing of marijuana increased by 3.3% in 2021. Marijuana-related treatment admissions decreased 15.9% in FY 2021 (ODMHSAS, 2022).

Prescription Opioids

The misuse and diversion of prescription opioids remain a threat in Oklahoma. Over 65% of law enforcement respondents rated the seriousness of the prescription opioid threat in their jurisdiction as either “high” or “extremely high.” The majority of (55.7%) of respondents also rated the availability of prescription opioids in their jurisdiction as “high.”

Doctors prescribe opioids to patients who are experiencing pain. While effective at treating pain, prescription opioids also make people feel “high.” In the past, there were many misconceptions and potential risks regarding prescription opioids

prescribed by a medical professional. In recent years, however, public health and public safety officials have worked to educate the public about the harmful effects of prescription opioids.

The misuse and diversion of prescription opioids often lead to an increase in the number of treatment admissions, hospitalizations, and overdose deaths. Those who misuse prescription opioids may exhibit drug-seeking behaviors, including “doctor shopping,” visiting multiple emergency rooms in a short-time period, stealing medication from family or friends, stealing prescription pads from a doctor’s office, or calling a pharmacy to make a fraudulent phone order. Overall, the number of opioid prescriptions dispensed in Oklahoma continues to decrease. According to data from the prescription monitoring program (PMP), pharmacies dispensed over 3.1 million opioid prescriptions in 2021, which equates to a dispensation rate of 79.35 opioid prescriptions per 100 people. McIntosh County has the highest rate of opioid prescriptions dispensed at 143.3 per 100 people, while Grant County had the lowest rate at 18.8 per 100 people.

Quick Facts: Prescription Opioids	
Type	Narcotics
Appearance	Multiple forms: tablets/capsules, liquids, and patches
Method of use	Smoked and ingested
Common street names	Percs, Vike, Apache, China Girl, China White, Mister Blue, Morpho, Dillies, Sizzurp, Purple Drank, Oxy, Hillbilly Heroin
Common opioids	Hydrocodone, Oxycodone, Tramadol, Buprenorphine, Fentanyl, Morphine, Codeine
Short-term effects	Drowsiness, slowed breathing, constipation, nausea, confusion, paranoia
Long-term effects	Prolonged abuse of opioids may lead to liver damage, brain damage, dependence, and addiction

Source: <http://www.drugfree.org/drug/prescription-pain-relievers-opioids>

Other counties with high dispensation rates in 2021 included Muskogee (125.1), Johnston (121.4), Pontotoc (113.8), and Stephens (109.9).

In 2021, the number of opioid prescriptions dispensed by pharmacies decreased by 2.2%. The top five controlled prescriptions dispensed in Oklahoma included three opioids: hydrocodone, tramadol, and oxycodone. The number of prescriptions for hydrocodone decreased by 1.6% from 2020 to 2021. The number of prescriptions for tramadol also decreased by 5.02% in 2021.

Opiate-related treatment admissions in Oklahoma decreased slightly in 2021. According to data from the ODMHSAS, the number of admissions for opiates as the primary drug of choice decreased by 10.8% in FY 2021. Officials reported 473 prescription-related fatal overdoses in 2021 (OBN, 2022). Last year, the most common prescription opioids related to overdose deaths included Fentanyl (299), Oxycodone (43), and Methadone (30) (OBN, 2022).

Illicit Opioids: Fentanyl

Oklahoma, and the nation as a whole, has been in an opioid epidemic since the 1990s. In the early 2010's we saw a transition away from prescription opioids toward illicit opioids, heroin specifically. Soon after, fentanyl became the deadliest and most widely available illicit opioid in the state. Illicit fentanyl can now be found in heroin, methamphetamine, counterfeit pills, and many other drugs.

Fentanyl is a powerful and cheap drug that can be 100 to 1,000 times more potent than morphine or heroin. Adding fentanyl to heroin allows distributors to greatly increase their profits while

Quick Facts: Fentanyl	
Type	Opiate
Appearance	Powder, pills, liquid
Method of use	Injected, snorted, or ingested
Common street names	Apace, China Girl, China Town, China White, Dance Fever, Goodfellas, Great Bear, He-Man, Poison and Tango & Cash
Primary source(s)	Asia and Mexico
Short-term effects	relaxation, euphoria, pain relief, sedation, confusion, drowsiness, dizziness, and respiratory depression.
Long-term effects	Prolonged use may cause pulmonary complications, heart failure, immune system suppression, anxiety, depression, and death.

Source: <http://www.drugfree.org/drugd/what-if-fentanyl>

maintaining product quality. Drug organizations often purchase fentanyl to use as a cutting agent in heroin, or to press the powder into pills that resemble prescription pills. Most of the pills found in Oklahoma are blue and stamped to look like 30mg oxycodone. Overdoses linked to fake prescription pills continue to increase in Oklahoma. Most of the counterfeit pills seized in the state of Oklahoma contain fentanyl.

HIDTA and the Office of National Drug Control Policy report that the spread of counterfeit pills containing fentanyl in the U.S. is likely due to Mexican TCOs seeking to further distribute fentanyl into prescription opioid user populations (2022). Oklahoma has seen a steady increase in fentanyl cases from 2017-2019 at around 30 cases per year before a sudden spike in 2020 at 122 cases for the year and it continues to increase with 152 cases in 2021 (OSBI, 2022). This trend is likely to continue. In 2020, OBN seized 20,507 pills of fentanyl and in 2021 they seized double that amount (54,593 pills). Fentanyl-related deaths also increased by 118.2% from 2020 to 2021 (OBN, 2022).

Emerging Drug Threat: Carfentanil

Carfentanil is a synthetic opioid approximately 10,000 times more potent than morphine and 100 times more potent than fentanyl. It is used as a tranquilizing agent for elephants and other large mammals. The lethal dose range in humans is unknown; however, due to its high potency, a minuscule amount can lead to death.

This incredibly dangerous substance has been seized throughout the United States and, while it has not been seized in Oklahoma it does not mean it is not already here or will be here soon. Nevertheless, the presence of carfentanil in the illicit drug market is a significant threat, as the relative strength could lead to an increase in overdoses, even among opioid-tolerant users. First responders and law enforcement personnel who may come in contact with this substance also face a significant threat.

Illicit Opioids: Heroin

Heroin continues to pose a serious threat to Oklahoma. Over 30% of law enforcement respondents rated the seriousness of the heroin threat in their jurisdiction as “high,” while 80% of law enforcement respondents rated the availability of heroin in their jurisdiction as “moderate” or “high.”

Heroin is derived from the opium poppy plant. The majority of illicit opium poppy is grown in Southeast Asia or the mountains of Afghanistan, Iran, and Pakistan; however, Mexico-based DTOs also grow opium poppy plants in Mexico and Columbia. The majority of heroin in the United States is trafficked from Mexico via motor vehicles (HIDTA, 2022). However, we have continued to see a decrease in the amount of heroin year to year.

Law enforcement reported the availability of heroin in their area has remained relatively constant and the data concurs. Oklahoma law enforcement submitted 675 seizures of heroin to OSBI, representing a 22% decrease compared to 2020 (OSBI, 2022). Law enforcement from six counties primarily in the Oklahoma City and Tulsa metro area – Cleveland, Oklahoma, McClain, Tulsa, Pottawatomie, and Wagoner – submitted a majority (56.3%) of heroin lab submittals to OSBI in 2021. OBN Agents seized 14.8 pounds of heroin in 2021.

In 2021, heroin-related treatment admissions decreased in Oklahoma from 2020. Additionally, the number of admissions where the patient reported heroin as their primary drug of choice also

Quick Facts: Heroin	
Type	Opiate
Appearance	Two forms: 1) white or brown powder or 2) tar-like substance
Method of use	Injected, snorted, or smoked
Common street names	H, Smack, Junk, Black Tar, Doojee, Brown Sugar, Dope, and Skag
Primary source(s)	Asia and Mexico
Short-term effects	Constricted blood vessels, drowsiness, dry mouth, slowed and slurred speech, and apathy
Long-term effects	Prolonged use of heroin may cause collapsed veins, abscesses, pulmonary complications, liver disease, and death.

Source: <http://www.drugfree.org/drug/drug-heroin>

decreased in FY 2021 (ODMHSAS, 2022). Heroin-related deaths also decreased. The number of heroin-related deaths decreased 50% from 2020 to 2021 (OBN, 2022).

Cocaine

Cocaine remains a low threat in Oklahoma. The majority (58.2%) of law enforcement respondents rated the seriousness of the cocaine threat in their jurisdiction as “not a threat” or “a slight threat,” while 39.1% of respondents rated the availability of cocaine in their jurisdictions as “low.” The use of cocaine and crack cocaine has declined over the last two decades due to the popularity of methamphetamine in this part of the country; however, cocaine is an emerging threat in other parts of the country.

Cocaine is a highly addictive drug. Cocaine users may experience both short and long-term physiological and

psychological effects. Physical effects may include constricted blood vessels, dilated pupils, and fluctuations in body temperature. Psychological effects may include erratic and violent behavior, irritability, and anxiety. Columbia is the primary source for cocaine in the United States; in fact, 90% of cocaine in the US is imported from Columbia. Mexico-based DTOs control the retail distribution of powder cocaine, while street gangs control much of the distribution of crack cocaine.

The number of cocaine cases submitted by law enforcement to OSBI decreased in 2021. Oklahoma law enforcement submitted 296 seizures of cocaine to OSBI in 2021, representing a 10.8% decrease compared to 2020 (OSBI, 2022). Nevertheless, arrests for the possession, sale, and manufacturing of cocaine increased by 5.3% in 2020 (OSBI, 2022).

Quick Facts: Cocaine	
Type	Stimulant
Appearance	Two forms: 1) white crystalline powder or 2) hard chips, chunks, or rocks
Method of use	Injected, snorted, or smoked
Common street names	Big C, Blow, Coke, Flake, Freebase, Lady, Nose Candy, Rock, Snow, Snowbirds, White Crack
Primary source(s)	Columbia, Mexico
Short-term effects	Constricted blood vessels; dilated pupils; increased temperature, heart rate, and blood pressure; insomnia; loss of appetite; anxiety; and irritability
Long-term effects	Prolonged use of cocaine may cause paranoid behavior. If snorted, cocaine may cause ulceration of the nose.

Source: <http://www.drugfree.org/drug/cocaine-crack>

Outlook

The purpose of the 2022 Oklahoma Drug Threat Assessment is to provide an overview of current drug trends and emerging drug threats in our state. It is our hope that public safety and public health officials will use this data and information to assist them in making informed decisions when developing strategies to address the drug threats in Oklahoma. The 2022 threat assessment is also beneficial to educators, community groups, parents, and the public as a resource to better understand current threats and trends. This year's outlook is based on the data and information included in this assessment.

- Methamphetamine will remain the greatest drug threat in Oklahoma. Availability indicators (including price and purity) suggest Mexico-based DTOs will continue to traffic and distribute large quantities of methamphetamine throughout the state.
- The use of nonmedical marijuana and the diversion of medical marijuana will continue to increase. Public safety and public health officials will continue to spend considerable resources administering and monitoring the medical marijuana program.
- The misuse and diversion of prescription opioids will remain a threat in Oklahoma. While lawmakers and public health officials have worked to address the opioid crisis, key public safety and public health indicators suggest the illegal market for prescription opioids is strong. Additionally, the abuse of prescription stimulants continues to increase across the state.
- Heroin is still an emerging threat in Oklahoma. The demand for cheaper alternatives to prescription opioids contributed to the heroin abuse epidemic across the nation, and Oklahoma is not immune from this epidemic or its effects.
- Fake prescription pills laced with fentanyl are a significant drug threat in Oklahoma. These pills have been linked to multiple fatal overdoses in the state and are likely to increase in the future. Furthermore, carfentanil is the deadliest emerging threat in the United States and while we have yet to see it in Oklahoma, both coasts and even Texas have seen it in their communities.
- Cocaine is a steady threat in the state of Oklahoma. With the consistency of the production in Columbia, law enforcement will continue to encounter this drug in Oklahoma markets.

OBN Programs

OBN is the primary drug enforcement agency in Oklahoma. The agency's mission is to serve the citizens of Oklahoma in the quest for a drug free state. OBN works toward this mission through enforcement efforts that are directed at emerging drug threats, human trafficking, and money laundering. OBN agents enforce the Uniform Controlled Dangerous Substances Act and the Anti-Drug Diversion Act.

OBN provides investigative and logistical support to local, state, federal, and tribal law enforcement. To do this, OBN works with its law enforcement partners to implement multi-jurisdictional law enforcement and intelligence initiatives designed to identify and dismantle major drug trafficking organizations operating in Oklahoma and the surrounding states. OBN also collaborates with public health professionals, the medical community, social service providers, and other key stakeholder groups.

One of the agency's top priorities is to collect, analyze, and share drug-related information and intelligence with law enforcement, public health service providers, and other public sectors. Lawmakers, law enforcement, and other decision makers use this information to develop and implement data-driven strategies to reduce drug activity in Oklahoma. Other programs implemented by OBN to achieve its mission include the Prescription Monitoring Program, the Marijuana Eradication Program, the Safe Trips for Scripts Drug Prevention Program, the Oklahoma Drug Endangered Children Program, the Drug Threat Assessment Project, and the Overdose Detection Mapping Application Program.

Oklahoma Prescription Monitoring Program

The Oklahoma Prescription Monitoring Program (PMP) is a valuable tool for medical providers and law enforcement to prevent and detect the diversion and abuse of controlled prescription drugs. PMPs are state-based electronic databases that allow pharmacies to enter prescription and dispensation data. PMP data are then used by medical professionals to make informed prescribing decisions. Medical boards use PMP data to assist them in providing administrative oversight, while law enforcement use the data to conduct both administrative and criminal investigations.

States began implementing prescription monitoring programs in the 1930s; however, states did not collect or store prescribing and dispensing information until the early 1990s. OBN implemented Oklahoma’s web-based PMP in 2006. Oklahoma lawmakers mandated the use of the PMP system by prescribers in 2015.

Table 3. Top Five Prescriptions, by Year

	2017	2018	2019	2020	2021
Hydrocodone	1,907,347	1,667,590	1,439,182	1,316,689	1,295,610
Oxycodone	874,692	788,720	684,680	655,460	665,515
Alprazolam	728,284	629,245	539,731	510,602	498,247
Tramadol	776,373	710,156	592,540	524,589	480,851
Dextroamphetamine	342,725	354,040	368,492	390,116	432,157

Source: Oklahoma PMP

Prescription Take Back Program

In 2011, OBN started the Prescription Take Back Program. The purpose of the program is to provide citizens with a safe way to dispose unwanted medications. OBN maintains 183 disposal boxes that are securely housed in police departments and sheriffs’ offices around Oklahoma. OBN has disposed of more than 116 tons of unwanted medication since 2011.

OBN partnered with *Sooner Roll-Off*, a private storage container company that provides a free metal storage container to collect and transport the medications. On a regular basis, OBN escorts an Oklahoma Roll-Off vehicle filled with unwanted medications from Oklahoma City to Covanta Energy in Tulsa, Oklahoma. For ten years, Covanta Energy has and continues to convert the medication into clean energy.

Interdiction Unit

The Interdiction Unit works to reduce drug trafficking in Oklahoma by enforcing drug laws on the highways. DTOs transport illegal drugs through Oklahoma to other drug markets because of the extensive highway system. DTOs use technology, concealed compartments, and other techniques to avoid detection by law enforcement. In the past, most highway interdiction seizures in

Oklahoma were transient loads of drugs passing through the state destined for larger cities; however, drugs from recent drug seizures were destined for Oklahoma. In fact, law enforcement in other states regularly interdict large shipments of drugs destined for Oklahoma. In 2021, OBN Interdiction Agents seized 73 pounds of cocaine, 256 pounds of methamphetamine, 2,500 pounds of marijuana (plant, edibles, concentrate, and wax combined), thirteen pounds of fentanyl, and eight pounds of heroin.

Methamphetamine Waste Container Program

In 2003, OBN implemented the Methamphetamine Waste Container Program as part of a grant for Community Oriented Policing Services (COPS). With assistance from the Drug Enforcement Administration (DEA), OBN developed the program to provide law enforcement with a safe method to dispose toxic waste created by methamphetamine cooks. Using federal grant funds, OBN installed five methamphetamine waste containers in secure locations around the state. Prior to this program, local law enforcement agencies were burdened with high clean-up costs and a substantial toll on available personnel. Today, law enforcement can dispose of methamphetamine lab waste into one of the 12 waste containers at no cost. Since 2003, the waste containers have been used by law enforcement to dispose of more than 2,600 meth labs.

Drug Threat Assessment Project

OBN is committed to collecting, analyzing, and sharing drug-related information and intelligence with law enforcement, medical providers, and other stakeholders. In 2018, OBN implemented the Drug Threat Assessment Project (DTAP). OBN analysts use information collected as part of this project to develop intelligence bulletins and other publications.

Overdose Detection Mapping Application Program (ODMAP)

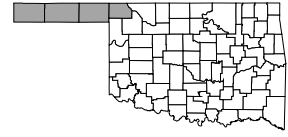
OBN continues to work with local and state officials to implement the Overdose Detection Mapping Application Program (ODMAP). Originally created by the Washington/Baltimore HIDTA, ODMAP is a free mobile tool for first responders to enter and share real-time overdose data across jurisdictions. Public safety and public health officials use the data entered into ODMAP to track overdoses across jurisdictions, identify hot spots, respond to overdose spikes, target and investigate drug dealers, and educate the public.

District Profiles

The district profiles below provide county-level data for each of the 27 judicial districts in Oklahoma. OBN collected data from the best available sources for each drug indicator. District profiles include data for reported arrests, drug lab submittals, fatal crashes, treatment admissions, and fatal overdoses. The Oklahoma State Bureau of Investigation provided arrest data and drug lab submittal data. The Oklahoma Highway Safety Office provided fatal crash data. The Oklahoma Department of Mental Health and Substance Abuse Services (via its online query system) provided treatment data for admissions related to heroin, marijuana, cocaine, and opiates (by fiscal year). The Oklahoma Office of the Chief Medical Examiner, in cooperation with OBN analysts, provided fatal overdose data. Population estimates are based on published data from the U.S. Census Bureau. OBN also collected feedback from law enforcement.

District 1 Profile

Counties: Beaver, Cimarron, Harper, and Texas



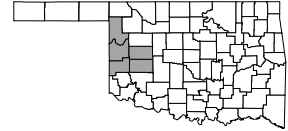
District 1 is in the panhandle of Oklahoma. With an estimated population of 29,373, District 1 includes Cimarron, Texas, Beaver, and Harper counties. The largest city in District 1 is Guymon.

Select Drug-Related Data - 2021, by County

	% of All Arrests Related to Drugs	OSBI Drug Lab Submittals	Fatal Crashes	Treatment Admissions	Overdose Deaths
Beaver	21.43	10	1	7	1
Cimarron	15.79	1	0	5	0
Harper	18.18	5	0	6	0
Texas	14.29	25	3	23	1
District Total	14.76	41	4	41	2

District 2 Profile

Counties: Beckham, Custer, Ellis, Roger Mills, and Washita



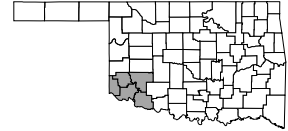
District 2, located in western Oklahoma, includes Beckham, Custer, Ellis, Roger Mills, and Washita counties. With an estimated population of 68,872, the largest city in District 2 is Sayre.

Select Drug-Related Data - 2021, by County

	% of All Arrests Related to Drugs	OSBI Drug Lab Submittals	Fatal Crashes	Treatment Admissions	Overdose Deaths
Beckham	11.48	60	0	177	1
Custer	15.46	148	1	197	6
Ellis	0.00	1	0	12	0
Roger Mills	27.27	5	9	30	0
Washita	12.50	25	0	79	0
District Total	13.72	239	10	495	7

District 3 Profile

Counties: Greer, Harmon, Jackson, Kiowa, and Tillman



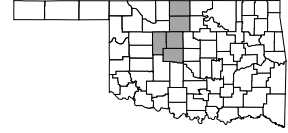
District 3 is in southwest Oklahoma. With an estimated population of 47,407, District 3 includes Greer, Harmon, Jackson, Kiowa, and Tillman counties.

Select Drug-Related Data - 2021, by County

	% of All Arrests Related to Drugs	OSBI Drug Lab Submittals	Fatal Crashes	Treatment Admissions	Overdose Deaths
Greer	19.57	8	0	39	0
Harmon	19.35	2	0	13	0
Jackson	23.93	54	0	93	6
Kiowa	27.87	3	1	52	0
Tillman	14.97	3	2	14	0
District Total	22.05	70	3	211	6

District 4 Profile

Counties: Blaine, Canadian, Garfield, Grant, and Kingfisher



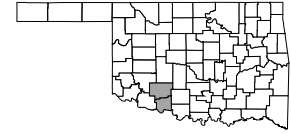
District 4 is in the west central region of Oklahoma. With an estimated population of 250,226, District 4 includes Blaine, Canadian, Garfield, Grant, and Kingfisher counties.

Select Drug-Related Data - 2021, by County

	% of All Arrests Related to Drugs	OSBI Drug Lab Submittals	Fatal Crashes	Treatment Admissions	Overdose Deaths
Blaine	16.91	34	1	101	2
Canadian	26.36	269	9	403	17
Garfield	18.14	154	6	221	8
Grant	8.00	6	0	3	1
Kingfisher	30.96	21	2	71	3
District Total	23.48	484	18	799	31

District 5 Profile

Counties: Comanche and Cotton



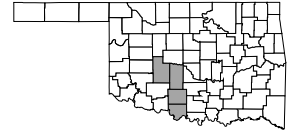
District 5 is in south central Oklahoma. With an estimated population of 126,616, District 5 includes Comanche and Cotton counties. Lawton is the largest city in District 5.

Select Drug-Related Data - 2021, by County

	% of All Arrests Related to Drugs	OSBI Drug Lab Submittals	Fatal Crashes	Treatment Admissions	Overdose Deaths
Comanche	15.73	325	6	311	37
Cotton	42.98	12	0	11	1
District Total	17.69	337	6	322	38

District 6 Profile

Counties: Caddo, Grady, Jefferson, and Stephens



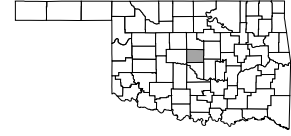
District 6 is in west central Oklahoma. With an estimated population of 133,681, District 6 includes Caddo, Grady, Jefferson, and Stephens counties.

Select Drug-Related Data - 2021, by County

	% of All Arrests Related to Drugs	OSBI Drug Lab Submittals	Fatal Crashes	Treatment Admissions	Overdose Deaths
Caddo	19.64	99	2	126	11
Grady	20.68	101	5	145	9
Jefferson	22.70	15	1	17	0
Stephens	15.43	127	3	127	9
District Total	19.28	342	11	415	29

District 7 Profile

County: Oklahoma



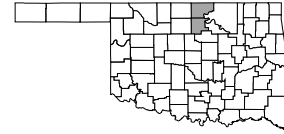
District 7 is in central Oklahoma and includes Oklahoma County. Many of the state’s largest cities are in Oklahoma County, including Oklahoma City, Edmond, and Midwest City.

Select Drug-Related Data - 2021, by County

	% of All Arrests Related to Drugs	OSBI Drug Lab Submittals	Fatal Crashes	Treatment Admissions	Overdose Deaths
Oklahoma	13.69	1119	64	5,236	239
District Total	13.69	1119	64	5,236	239

District 8 Profile

Counties: Kay and Noble



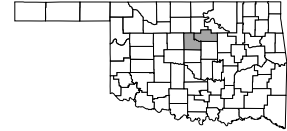
District 8 is in northern Oklahoma. With an estimated population of 53,007, District 8 includes Kay and Noble counties. Kay County shares its northern border with Kansas.

Select Drug-Related Data - 2021, by County

	% of All Arrests Related to Drugs	OSBI Drug Lab Submittals	Fatal Crashes	Treatment Admissions	Overdose Deaths
Kay	21.96	160	4	211	6
Noble	50.85	63	3	26	2
District Total	27.35	223	7	237	8

District 9 Profile

Counties: Logan and Payne



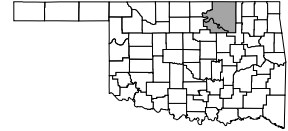
District 9, which includes Logan and Payne counties, is in north central Oklahoma. With an estimated population of 130,920, the largest cities in the district are Guthrie and Stillwater.

Select Drug-Related Data - 2021, by County

	% of All Arrests Related to Drugs	OSBI Drug Lab Submittals	Fatal Crashes	Treatment Admissions	Overdose Deaths
Logan	22.67	49	6	102	5
Payne	17.52	198	10	236	13
District Total	18.45	247	16	338	18

District 10 Profile

Counties: Osage and Pawnee



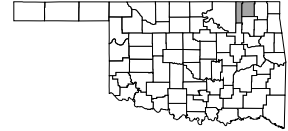
District 10, which includes Osage and Payne counties, is in northeast Oklahoma. The largest cities in District 10 are Pawnee and Pawhuska, and the estimated population is 62,925.

Select Drug-Related Data - 2021, by County

	% of All Arrests Related to Drugs	OSBI Drug Lab Submittals	Fatal Crashes	Treatment Admissions	Overdose Deaths
Osage	17.79	77	3	161	13
Pawnee	21.59	13	2	27	5
District Total	19.13	90	5	188	18

District 11 Profile

Counties: Nowata and Washington



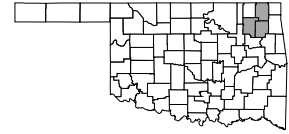
District 11, located in northeast Oklahoma, includes Nowata and Washington counties. The largest communities in District 11 are Bartlesville and Nowata, and the estimated population is 60,205.

Select Drug-Related Data - 2021, by County

	% of All Arrests Related to Drugs	OSBI Drug Lab Submittals	Fatal Crashes	Treatment Admissions	Overdose Deaths
Nowata	31.65	7	2	50	1
Washington	18.77	45	1	231	10
District Total	20.08	52	3	281	11

District 12 Profile

Counties: Craig, Mayes, and Rogers



Located in northeast Oklahoma, District 12 includes Craig, Mayes, and Rogers counties. The largest cities in District 12 are Claremore, Catoosa, and Vinita, and estimated population of the district is 148,871.

Select Drug-Related Data - 2021, by County

	% of All Arrests Related to Drugs	OSBI Drug Lab Submittals	Fatal Crashes	Treatment Admissions	Overdose Deaths
Craig	16.22	43	1	58	4
Mayes	14.43	56	9	88	19
Rogers	16.02	154	9	273	13
District Total	15.69	253	19	419	36

District 13 Profile

Counties: Delaware and Ottawa



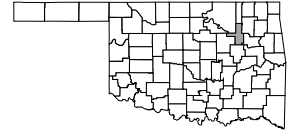
District 13, which includes Delaware and Ottawa counties, is in far northeast Oklahoma. With an estimated population of 74,145, District 13 shares its borders with Kansas, Missouri, and Arkansas. The largest cities include Miami and Grove.

Select Drug-Related Data - 2021, by County

	% of All Arrests Related to Drugs	OSBI Drug Lab Submittals	Fatal Crashes	Treatment Admissions	Overdose Deaths
Delaware	21.30	60	5	100	13
Ottawa	16.85	78	6	111	9
District Total	19.29	138	11	211	22

District 14 Profile

County: Tulsa



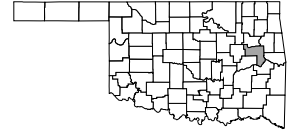
District 14 is in northeast Oklahoma and includes the city of Tulsa. With an estimated population of 663,159, District 14 also includes Collinsville, Glenpool, and Collinsville.

Select Drug-Related Data - 2021, by County

	% of All Arrests Related to Drugs	OSBI Drug Lab Submittals	Fatal Crashes	Treatment Admissions	Overdose Deaths
Tulsa	9.59	491	74	3,595	226
District Total	9.59	491	74	3,595	226

District 15 Profile

County: Muskogee



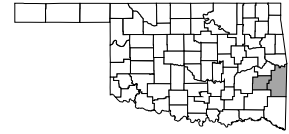
District 15 is in northeast Oklahoma. With an estimated population of 67,016, Muskogee County includes Muskogee and Ft. Gibson.

Select Drug-Related Data - 2021, by County

	% of All Arrests Related to Drugs	OSBI Drug Lab Submittals	Fatal Crashes	Treatment Admissions	Overdose Deaths
Muskogee	16.84	201	12	551	29
District Total	16.84	201	12	551	29

District 16 Profile

Counties: Latimer and Leflore



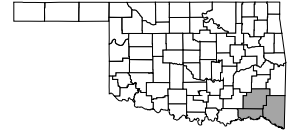
Located in southeast Oklahoma, District 16 includes Latimer and Leflore counties. With an estimated population of 58,900, the largest cities in District 16 include Heavener, Poteau, and Wilburton.

Select Drug-Related Data - 2021, by County

	% of All Arrests Related to Drugs	OSBI Drug Lab Submittals	Fatal Crashes	Treatment Admissions	Overdose Deaths
Latimer	43.26	86	2	54	2
Leflore	18.60	208	7	187	7
District Total	24.69	294	9	241	9

District 17 Profile

Counties: Choctaw, McCurtain, and Pushmataha



Located in far southeast Oklahoma, District 17 includes Choctaw, McCurtain, and Pushmataha counties. District 17 borders Arkansas and Texas. With an estimated population of 57,829, District 17 includes Hugo, Broken Bow, Idabel, and Antlers.

Select Drug-Related Data - 2021, by County

	% of All Arrests Related to Drugs	OSBI Drug Lab Submittals	Fatal Crashes	Treatment Admissions	Overdose Deaths
Choctaw	15.64	27	8	59	5
McCurtain	14.16	121	10	138	12
Pushmataha	26.62	54	5	43	5
District Total	16.08	202	23	240	22

District 18 Profile

Counties: Haskell and Pittsburg



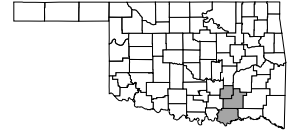
District 18, which includes Haskell and Pittsburg counties, is in southeast Oklahoma. With an estimated population of 55,606, District 18 includes McAlester, Krebs, and Stigler.

Select Drug-Related Data - 2021, by County

	% of All Arrests Related to Drugs	OSBI Drug Lab Submittals	Fatal Crashes	Treatment Admissions	Overdose Deaths
Haskell	27.39	46	2	109	1
Pittsburg	23.67	236	4	230	20
District Total	24.10	282	6	339	21

District 19 Profile

Counties: Atoka, Bryan, and Coal



District 19, which includes Atoka, Bryan, and Coal counties, is in southeast Oklahoma. With an estimated population of 69,474, the largest cities in the district include Durant, Atoka, and Coalgate.

Select Drug-Related Data - 2021, by County

	% of All Arrests Related to Drugs	OSBI Drug Lab Submittals	Fatal Crashes	Treatment Admissions	Overdose Deaths
Atoka	46.59	54	2	47	3
Bryan	13.91	98	10	236	8
Coal	36.50	6	0	25	3
District Total	22.86	158	12	308	14

District 20 Profile

Counties: Carter, Johnston, Love, Marshall, and Murray



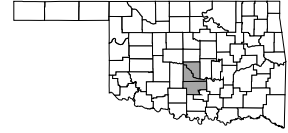
District 20 is in south central Oklahoma and includes Carter, Johnston, Love, Marshall, and Murray counties. With an estimated population of 101,560, District 20 includes Marietta, Ardmore, Lone Grove, Tishomingo, Madill, and Davis.

Select Drug-Related Data - 2021, by County

	% of All Arrests Related to Drugs	OSBI Drug Lab Submittals	Fatal Crashes	Treatment Admissions	Overdose Deaths
Carter	20.72	166	10	232	14
Johnston	13.82	10	1	47	1
Love	34.78	209	2	22	3
Marshall	23.44	48	5	51	2
Murray	26.22	60	3	28	3
District Total	22.07	493	21	380	23

District 21 Profile

Counties: Cleveland, Garvin, and McClain



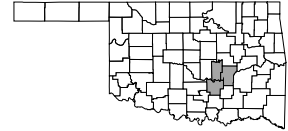
Located in the south-central region of the state, District 21 includes Garfield, Garvin, and McClain counties. With an estimated population of 362,399, the largest cities in District 21 are Norman, Blanchard, Purcell, and Pauls Valley.

Select Drug-Related Data - 2021, by County

	% of All Arrests Related to Drugs	OSBI Drug Lab Submittals	Fatal Crashes	Treatment Admissions	Overdose Deaths
Cleveland	11.11	462	15	692	33
Garvin	14.79	56	5	75	5
McClain	15.33	229	6	53	11
District Total	11.79	747	26	820	49

District 22 Profile

Counties: Hughes, Pontotoc, and Seminole



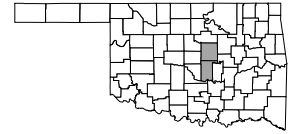
District 22, which is in south central Oklahoma, includes the counties of Hughes, Pontotoc, and Seminole. With an estimated population of 74,993, the largest cities in District 22 include Ada, Holdenville, and Wewoka.

Select Drug-Related Data - 2021, by County

	% of All Arrests Related to Drugs	OSBI Drug Lab Submittals	Fatal Crashes	Treatment Admissions	Overdose Deaths
Hughes	22.94	17	4	129	4
Pontotoc	21.34	314	5	197	8
Seminole	16.26	20	7	250	6
District Total	19.80	351	16	576	18

District 23 Profile

Counties: Lincoln and Pottawatomie



Located in south central Oklahoma, District 23 includes Lincoln and Pottawatomie counties. The largest cities in the district include Shawnee, Tecumseh, and Chandler.

Select Drug-Related Data - 2021, by County

	% of All Arrests Related to Drugs	OSBI Drug Lab Submittals	Fatal Crashes	Treatment Admissions	Overdose Deaths
Lincoln	18.06	69	3	197	8
Pottawatomie	19.43	283	9	530	18
District Total	19.05	352	12	727	26

District 24 Profile

Counties: Creek and Okfuskee



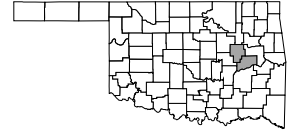
District 24 is in north central Oklahoma. With an estimated population of 82,627, the largest cities in District 24 include Sapulpa, Bristow, and the town of Okemah.

Select Drug-Related Data - 2021, by County

	% of All Arrests Related to Drugs	OSBI Drug Lab Submittals	Fatal Crashes	Treatment Admissions	Overdose Deaths
Creek	27.06	151	9	388	23
Okfuskee	7.92	24	6	41	2
District Total	24.46	175	15	429	25

District 25 Profile

Counties: McIntosh and Okmulgee



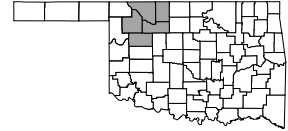
District 25 is in east central Oklahoma, and it includes McIntosh and Okmulgee counties. With an estimated population of 58,046, the largest cities in District 25 include Okmulgee, Eufaula, and Checotah.

Select Drug-Related Data - 2021, by County

	% of All Arrests Related to Drugs	OSBI Drug Lab Submittals	Fatal Crashes	Treatment Admissions	Overdose Deaths
McIntosh	25.44	17	2	122	8
Okmulgee	14.04	42	3	224	17
District Total	17.25	59	5	346	25

District 26 Profile

Counties: Alfalfa, Dewey, Major, Woods, and Woodward



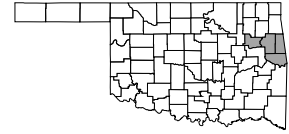
District 26 is in northwest Oklahoma and includes the counties of Alfalfa, Dewey, Major, Woods, and Woodward. The largest cities in the district include Alva, Cherokee, and Woodward.

Select Drug-Related Data - 2021, by County

	% of All Arrests Related to Drugs	OSBI Drug Lab Submittals	Fatal Crashes	Treatment Admissions	Overdose Deaths
Alfalfa	6.25	10	1	7	0
Dewey	21.33	1	0	15	0
Major	14.29	16	0	31	2
Woods	22.22	6	0	54	1
Woodward	11.83	72	3	80	3
District Total	14.24	105	4	187	6

District 27 Profile

Counties: Adair, Cherokee, Sequoyah, and Wagoner



Located in northeast Oklahoma, District 27 includes Adair, Cherokee, Sequoyah, and Wagoner counties. With an estimated population of 197,219, the largest counties include Sallisaw, Tahlequah, and Wagoner.

Select Drug-Related Data - 2021, by County

	% of All Arrests Related to Drugs	OSBI Drug Lab Submittals	Fatal Crashes	Treatment Admissions	Overdose Deaths
Adair	17.40	43	2	116	7
Cherokee	19.85	277	6	193	6
Sequoyah	24.09	131	5	210	19
Wagoner	29.63	180	8	231	15
District Total	22.71	631	21	750	47

References

- Oklahoma Bureau of Narcotics and Dangerous Drugs. (2022). Overdose Deaths in Oklahoma—data extract. Oklahoma City, Oklahoma.
- Oklahoma Bureau of Narcotics and Dangerous Drugs. (2022). Prescription Drug Monitoring Program—data extract. Oklahoma City, Oklahoma.
- Oklahoma Bureau of Narcotics and Dangerous Drugs. (2022). Registration System Program – data extract. Oklahoma City, Oklahoma.
- Oklahoma Department of Mental Health and Substance Abuse Services. (2022). *ODMHSAS Online Query System: Primary Drug Admissions*. Retrieved from: <http://www.odmhsas.org/eda/query.htm>
- Oklahoma State Bureau of Investigation. (2022). 2021 OSBI Drug Lab Submittals — data extract. Oklahoma City, Oklahoma.
- United States Census Bureau. (2022). *U.S. Census Quick Facts: Oklahoma*. Retrieved from <https://www.census.gov/quickfacts/OK>
- United States Office of National Drug Control Policy. (2022). *Texoma HIDTA 2021 Threat Assessment*. Washington, D.C.
- United States Office of National Drug Control Policy. (2022). *National Drug Control Strategy*. Washington, D.C.

Appendix

Acronyms and Abbreviations

COPS	Community Oriented Policing Services
DEA	Drug Enforcement Administration
DOC	Department of Corrections
DTAP	Drug Threat Assessment Project
DTO	Drug Trafficking Organization
EPIC	El Paso Intelligence Center
FDA	Food and Drug Administration
HIDTA	High Intensity Drug Trafficking Area
NDTA	National Drug Threat Assessment
OAC	Oklahoma Administrative Code
OCME	Office of the Chief Medical Examiner
ODEC	Oklahoma Drug Endangered Children
ODMAP	Overdose Detection Mapping Application Program
ODMHSAS	Oklahoma Department of Mental Health and Substance Abuse Services
OMMA	Oklahoma Medical Marijuana Authority
OSBI	Oklahoma State Bureau of Investigation
PMP	Oklahoma Prescription Monitoring Program
SAMHSA	Substance Abuse and Mental Health Services Administration
THC	Tetrahydrocannabinol

Overdose Deaths, by County

County	2016	2017	2018	2019	2020	2021
Adair	9	6	5	5	4	7
Alfalfa	1	0	0	0	0	0
Atoka	5	2	2	0	3	3
Beaver	0	2	0	0	1	1
Beckham	7	9	8	7	6	1
Blaine	4	2	3	2	3	2
Bryan	18	10	18	11	7	8
Caddo	8	4	7	7	8	11
Canadian	11	13	20	11	25	17
Carter	12	15	16	13	15	14
Cherokee	16	7	6	11	14	6
Choctaw	7	1	2	4	1	5
Cimarron	0	0	0	0	0	0
Cleveland	42	36	44	45	38	33
Coal	0	4	2	2	1	3
Comanche	25	22	17	30	45	37
Cotton	1	0	2	2	1	1
Craig	3	2	1	1	2	4
Creek	14	12	6	17	19	23
Custer	2	2	3	6	7	6
Delaware	12	8	3	1	2	13
Dewey	1	1	0	1	1	0
Ellis	0	0	0	1	0	0
Garfield	5	11	11	8	7	8
Garvin	8	9	7	13	6	5
Grady	9	4	10	9	12	9
Grant	0	0	1	0	0	1
Greer	1	1	0	0	1	0
Harmon	0	1	3	0	1	0
Harper	0	0	0	0	0	0
Haskell	2	3	1	1	3	1
Hughes	0	5	1	4	2	4
Jackson	6	8	3	9	3	6
Jefferson	1	2	0	1	3	0
Johnston	3	3	2	6	4	1
Kay	8	12	3	10	12	6
Kingfisher	1	5	0	2	1	3
Kiowa	0	3	1	3	5	0
Latimer	3	3	1	1	3	2

County	2016	2017	2018	2019	2020	2021
Leflore	15	14	8	7	13	7
Lincoln	5	6	8	6	3	8
Logan	4	5	2	3	4	5
Love	4	2	5	4	4	3
Major	0	3	0	0	1	2
Marshall	4	5	3	0	6	2
Mayes	7	7	5	14	7	19
McClain	8	5	4	5	4	11
McCurtain	17	7	4	3	9	12
McIntosh	6	4	2	1	1	8
Murray	5	4	5	3	1	3
Muskogee	32	13	9	13	22	29
Noble	2	1	4	1	1	2
Nowata	1	0	0	1	1	1
Okfuskee	1	1	2	2	2	2
Oklahoma	203	211	205	233	278	239
Okmulgee	7	9	5	11	9	17
Osage	7	11	4	9	5	13
Ottawa	4	6	2	0	3	9
Pawnee	3	5	1	4	2	5
Payne	16	3	4	11	12	13
Pittsburg	9	8	8	14	7	20
Pontotoc	9	6	10	13	7	8
Pottawatomie	16	13	25	16	17	18
Pushmataha	6	2	1	1	2	5
Roger Mills	1	0	0	1	0	0
Rogers	8	5	7	9	6	13
Seminole	3	4	7	7	8	6
Sequoyah	12	12	4	11	13	19
Stephens	7	7	6	8	5	9
Texas	1	1	3	1	1	1
Tillman	0	0	2	0	3	0
Tulsa	182	157	81	198	242	226
Wagoner	14	12	5	9	13	15
Washington	10	9	3	10	9	10
Washita	1	5	2	0	5	0
Woods	3	1	2	1	1	1
Woodward	4	3	1	2	0	3
Total	882	795	658	876	993	1005

Prescription Opioid Overdose Deaths, by County

County	2016	2017	2018	2019	2020	2021
Adair	2	4	0	0	0	1
Alfalfa	1	0	0	0	0	0
Atoka	4	1	1	0	1	0
Beaver	0	1	0	0	1	0
Beckham	5	5	2	1	3	0
Blaine	3	2	0	0	0	1
Bryan	11	5	6	1	1	2
Caddo	4	1	0	1	2	4
Canadian	5	6	10	2	5	7
Carter	8	6	6	1	8	4
Cherokee	8	3	1	2	1	1
Choctaw	3	0	2	2	0	1
Cimarron	0	0	0	0	0	0
Cleveland	18	16	10	13	20	15
Coal	0	2	1	0	1	0
Comanche	10	10	7	3	9	17
Cotton	1	0	1	1	1	0
Craig	1	1	0	0	0	1
Creek	9	5	2	5	4	8
Custer	1	0	1	0	2	3
Delaware	4	4	1	1	2	3
Dewey	0	1	0	0	1	0
Ellis	0	0	0	0	0	0
Garfield	0	2	3	2	4	3
Garvin	3	7	3	3	1	2
Grady	6	2	5	5	4	2
Grant	0	0	0	0	0	0
Greer	0	1	0	0	0	0
Harmon	0	1	1	0	0	0
Harper	0	0	0	0	0	0
Haskell	0	1	0	0	0	0
Hughes	0	1	1	0	0	3
Jackson	3	4	1	2	1	2
Jefferson	1	2	0	1	0	0
Johnston	1	1	1	1	1	0
Kay	3	3	1	4	1	1
Kingfisher	0	3	0	0	1	0
Kiowa	0	2	0	1	1	0
Latimer	1	1	0	0	1	0

County	2016	2017	2018	2019	2020	2021
Leflore	10	10	6	2	4	0
Lincoln	3	4	2	1	1	3
Logan	2	2	0	0	1	1
Love	2	1	2	1	2	1
Major	0	2	0	0	0	0
Marshall	1	2	1	0	1	1
Mayes	5	4	1	4	0	7
McClain	5	1	2	2	1	4
McCurtain	6	1	1	0	1	3
McIntosh	1	1	1	0	1	3
Murray	3	0	2	1	0	1
Muskogee	14	4	2	2	6	9
Noble	0	0	3	0	1	0
Nowata	1	0	0	0	0	0
Okfuskee	1	0	1	0	0	1
Oklahoma	90	63	59	58	86	104
Okmulgee	4	2	2	3	2	7
Osage	3	3	2	0	5	5
Ottawa	2	3	0	0	3	7
Pawnee	3	3	0	1	0	2
Payne	6	0	2	2	0	4
Pittsburg	4	3	1	2	0	4
Pontotoc	3	2	6	4	2	1
Pottawatomie	7	5	8	3	5	7
Pushmataha	5	1	0	1	1	0
Roger Mills	0	0	0	0	0	0
Rogers	4	2	2	3	2	6
Seminole	2	2	1	4	2	0
Sequoyah	6	7	1	3	2	8
Stephens	3	4	2	2	1	3
Texas	1	0	1	0	1	0
Tillman	0	0	1	0	1	0
Tulsa	68	59	19	43	83	107
Wagoner	11	9	3	2	6	6
Washington	5	3	0	1	2	6
Washita	1	3	2	0	2	0
Woods	2	1	1	0	0	0
Woodward	3	2	0	0	0	0
Total	403	313	204	197	302	329

Opioid Drug List – Drug Generic Name

Drug AHFS Class Description	Drug Generic Name
opiate agonists	hydrocodone bitartrate/acetaminophen
opiate agonists	tramadol hcl
opiate agonists	oxycodone hcl/acetaminophen
opiate agonists	oxycodone hcl
opiate agonists	morphine sulfate
opiate agonists	acetaminophen with codeine phosphate
opiate agonists	fentanyl
opiate partial agonists	buprenorphine hcl/naloxone hcl
opiate partial agonists	buprenorphine hcl
opiate agonists	methadone hcl
opiate agonists	hydromorphone hcl
opiate agonists	oxymorphone hcl
opiate agonists	hydrocodone/ibuprofen
opiate agonists	tramadol hcl/acetaminophen
opiate agonists	hydrocodone bitartrate
opiate partial agonists	buprenorphine
opiate agonists	meperidine hcl
opiate agonists	tapentadol hcl
opiate agonists	butalbital/acetaminophen/caffeine/codeine phosphate
opiate partial agonists	pentazocine hcl/naloxone hcl
opiate agonists	codeine phosphate/butalbital/aspirin/caffeine
opiate partial agonists	butorphanol tartrate
opiate agonists	acetaminophen/caffeine/dihydrocodeine bitartrate
opiate agonists	fentanyl citrate
opiate agonists	morphine sulfate/naltrexone hcl
opiate agonists	codeine sulfate
opiate agonists	oxycodone hcl/aspirin
opiate agonists	meperidine hcl/pf
opiate agonists	hydromorphone hcl/pf
opiate agonists	oxycodone myristate
opiate partial agonists	pentazocine hcl/acetaminophen
opiate agonists	fentanyl citrate/pf
opiate agonists	opium/belladonna alkaloids
opiate agonists	codeine phosphate
opiate agonists	aspirin/caffeine/dihydrocodeine bitartrate
opiate agonists	levorphanol tartrate
opiate agonists	morphine sulfate/pf
opiate agonists	ibuprofen/oxycodone hcl
opiate agonists	oxycodone hcl/oxycodone terephthalate/aspirin
opiate partial agonists	nalbuphine hcl
opiate agonists	sufentanil citrate
opiate agonists	propoxyphene napsylate/acetaminophen
opiate agonists	remifentanil hcl